


# P400 PRO SERIES METERING PUMPS

Maximum Flow Rate: 242.8 gph (765.9 lph)  
Maximum Pressure: 1000 psi (69 bar) for Metallic Pump Heads  
350 psi (24 bar) for Non-metallic Pump Heads

 **WANNER™** HYDRA-CELL® PRO  
METERING PUMP SOLUTIONS

Now Featuring Optimized  
Valve Plate for Improved  
Performance, Pump  
Safety & Reliability.



*Hydra-Cell Pro Metering Solutions pumps meet or exceed API 675 performance standards for Steady-State Accuracy ( $\pm 1\%$ ), Linearity ( $\pm 3\%$ ), and Repeatability ( $\pm 3\%$ ).*

UK  
CA CE

*P400 with Polypropylene  
pump head*

## Metering Pump with “Pulse-Free” Linear Flow

- Handles a wide range of fluids from clear water to thick slurries
- Electronic flow control increases accuracy and reliability
- Smaller footprint saves valuable space
- One pump covers a wide range of flows and pressures – reducing inventory requirements with fast, simple field conversion
- Duplexing option doubles capacity and equipment savings
- Hydraulically-actuated, balanced diaphragms provide superior performance across entire pressure range
- Rugged construction with a variety of affordable choices for liquid end, diaphragm and check valve materials
- Seal-less design means no seals, cups, or packing to leak or replace
- A replenishment valve in every piston assembly ensures optimum actuating oil on every stroke for continuous accuracy

  
**WANNER™**

# P400 Pro Series Metering | Performance

## Performance

Flows are based upon lab testing of multiple pumps. However, flows listed are approximate values and pumps must be calibrated once installed into any system. Flow variations will occur, but calibration will ensure proper pump performance.

### Maximum Flow (gph) at Designated Pressure (psi)

All Pumps (gph)		Metallic Pump Heads Only (gph)		Pump rpm	Gear Ratio	Motor rpm
100 psi	250 psi	500 psi	1000 psi			
9.637	9.280	8.491	6.464	30	60:1	1800
11.652	11.283	10.452	8.269	36	50:1	
14.66	14.30	13.37	11.21	45	40:1	
19.73	19.31	18.30	15.96	60	30:1	
23.79	23.32	22.24	19.75	72	25:1	
29.87	29.34	28.15	25.45	90	20:1	
40.011	39.375	38.00	34.94	120	15:1	
60.290	59.438	57.70	53.92	180	10:1	
80.569	79.501	77.41	72.90	240	7.5:1	
121.1	119.6	116.8	110.9	360	5:1	
161.69	159.75	156.22		480	7.5:1	3600
242.80	240.01			720	5:1	

### Required Motor hp

1/4	1/2	3/4	1	1-1/2	2
-----	-----	-----	---	-------	---

### Maximum Flow (lph) at Designated Pressure (bar)

All Pumps (lph)		Metallic Pump Heads Only (lph)		Pump rpm	Gear Ratio	Motor rpm
7 bar	17 bar	34 bar	69 ba			
30.40	29.27	26.78	20.391	25	60:1	1500
36.76	35.59	32.97	26.09	30	50:1	
46.25	45.10	42.18	35.36	37.5	40:1	
62.24	60.92	57.72	50.33	50	30:1	
75.04	73.58	70.15	62.31	60	25:1	
94.23	92.56	88.80	80.27	75	20:1	
126.21	124.21	119.87	110.21	100	15:1	
190.19	187.50	182.03	170.09	150	10:1	
254.16	250.79	244.18	229.98	200	7.5:1	
382.1	377.4	368.5	349.7	300	5:1	
510.0	503.9	492.8	469.5	400	7.5:1	3000
765.9	757.1	741.4	709.0	600	5:1	

### Required Motor kW

0.18	0.25	0.37	0.55	0.75	1.1	1.5	2.2
------	------	------	------	------	-----	-----	-----

Due to the Wanner Engineering Continuous Improvement Program, specifications and other data are subject to change.

# P400 Pro Series Metering | Performance

## Pump Data

<b>Diaphragms per Liquid End</b>	3
<b>Flow Control</b>	Electronic variable speed drive
<b>Maximum Discharge Pressure</b>	
Metallic Heads:	1000 psi (69 bar)
Non-metallic Heads:	PVDF – 350 psi (24 bar) Polypropylene – 250 psi (17 bar)
<b>Maximum Inlet Pressure</b>	250 psi (17 bar)
<b>Maximum Operating Temperatures</b>	
Metallic Heads:	250°F (121°C)
Non-metallic Heads:	140°F (60°C)
	<i>Consult factory for correct metallic head component selection for temperatures from 160°F (71°C) to 250°F (121°C).</i>
<b>Maximum Solids Size</b>	500 microns
<b>Inlet Port</b>	1 inch NPT or BSPT
<b>Discharge Port</b>	3/4 inch NPT or BSPT
<b>Shaft Rotation</b>	Bi-directional
<b>Oil Capacity</b>	1.35 US quarts (1.27 liters)
<b>Weight (less motor)</b>	
Metallic Heads:	65.5 lbs. (29.7 kg)
Non-metallic Heads:	52.5 lbs. (23.8 kg)
<b>Dimensions (less motor)</b>	
Metallic Heads:	9.94" W x 16.12" D x 10.29" H (252.4 mm W x 409.4 mm D x 261.3 mm H)
Non-metallic Heads:	9.94" W x 17.29" D x 10.29" H (252.4 mm W x 439.2 mm D x 261.3 mm H)
	<i>For NEMA 56 motor frames only; see page 6 for other motor frame sizes.</i>



P400 with Brass pump head



P400 with Stainless Steel pump head and ANSI flanges

## Accessories, Options and Services

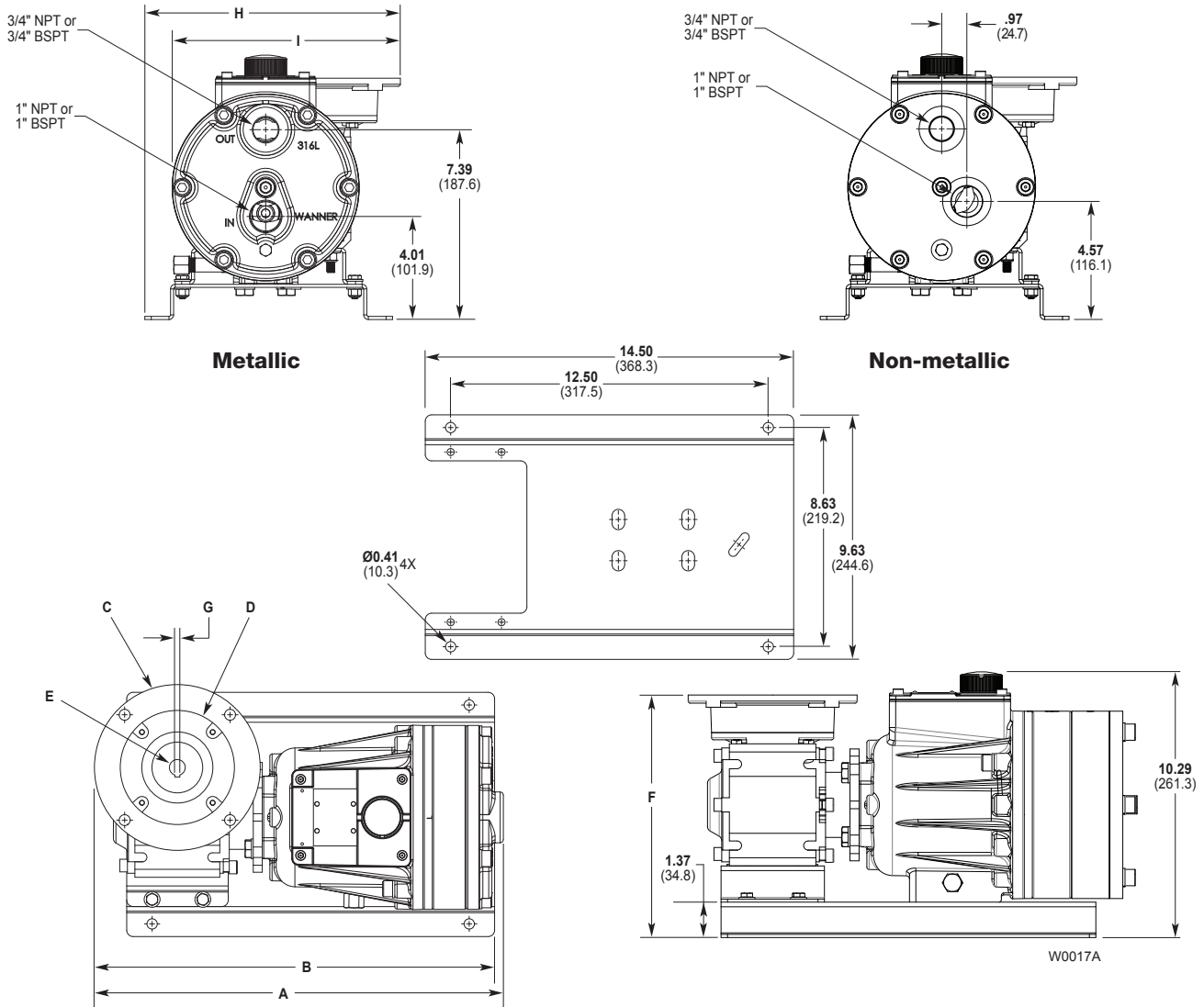
Consult Wanner Engineering for complete details about available accessories and options as well as special services.

- Manifolds and Flanges
- Multiplexing Capability
- Different Gearbox Ratios
- Oil Cooler Systems
- Actuating Oils
- Magnetic Drain Plug
- Motors (Standard/Hazardous-duty)
- Controllers
- Control Freak™ Touch-screen Metering Controller
- SmartDrive Motor-Controller
- Calibration Cylinders
- Back Pressure Valves
- Pressure Relief Valves
- Pulsation Dampeners
- Demonstration (Cutaway) Units
- Testing Services
- System Components, Priming Kits and Plugs
- Replacement Part Kits and Tool Kits
- Customization Services

Due to the Wanner Engineering Continuous Improvement Program, specifications and other data are subject to change.

# P400 Pro Series Metering | Representative Drawings

## Metallic and Non-metallic Pump Heads Inches (mm)



## Dimensions: Inches (mm)

Input Frame Size	A		B	C	D	E	F	G (Square Key)	H	I
	Metallic Pump Head	Plastic Pump Head								
NEMA 56C	16.2 (409.4)	17.29 (439.1)	15.77 (400.6)	ø 6.54 (ø 166)	ø 4.50 (ø 114.3)	ø 0.62 (ø 15.7)	9.39 (238.4)	0.187 (4.75)	9.94 (252.4)	8.86 (225.1)
NEMA 143/145TC	16.2 (409.4)	17.29 (439.1)	15.77 (400.6)	ø 6.54 (ø 166)	ø 4.50 (ø 114.3)	ø 0.87 (ø 22.2)	9.86 (250.4)	0.187 (4.75)	9.94 (252.4)	8.86 (225.1)
IEC 63 B5	15.60 (396.2)	16.77 (426)	15.25 (387.4)	ø 5.51 (ø 140)	ø 3.74 (ø 95)	ø 0.43 (ø 11)	9.21 (233.9)	0.157 (4)	9.43 (239.5)	8.35 (212.2)
IEC 71 B5	16.00 (406.4)	17.17 (436.1)	15.65 (397.5)	ø 6.30 (ø 160)	ø 4.33 (ø 110)	ø 0.55 (ø 14)	9.21 (233.9)	0.196 (5)	9.82 (249.4)	8.74 (222.1)
IEC 80 B5	16.79 (426.5)	17.96 (456.2)	16.43 (417.32)	ø 7.87 (ø 200)	ø 5.12 (ø 130)	ø 0.75 (ø 19)	9.21 (233.9)	0.236 (6)	10.61 (269.5)	9.53 (242.2)
IEC 90 B5	16.79 (426.5)	17.96 (456.2)	16.43 (417.32)	ø 7.87 (ø 200)	ø 5.12 (ø 130)	ø 0.94 (ø 24)	9.69 (246.9)	0.315 (8)	10.61 (269.5)	9.53 (242.2)

# P400 Pro Series Metering | How to Order

## Ordering Information

A complete pump order number contains 13 digits based on the specified pump materials listed below.

1	2	3	4	5	6	7	8	9	10	11	12	13
P	4	0	0									

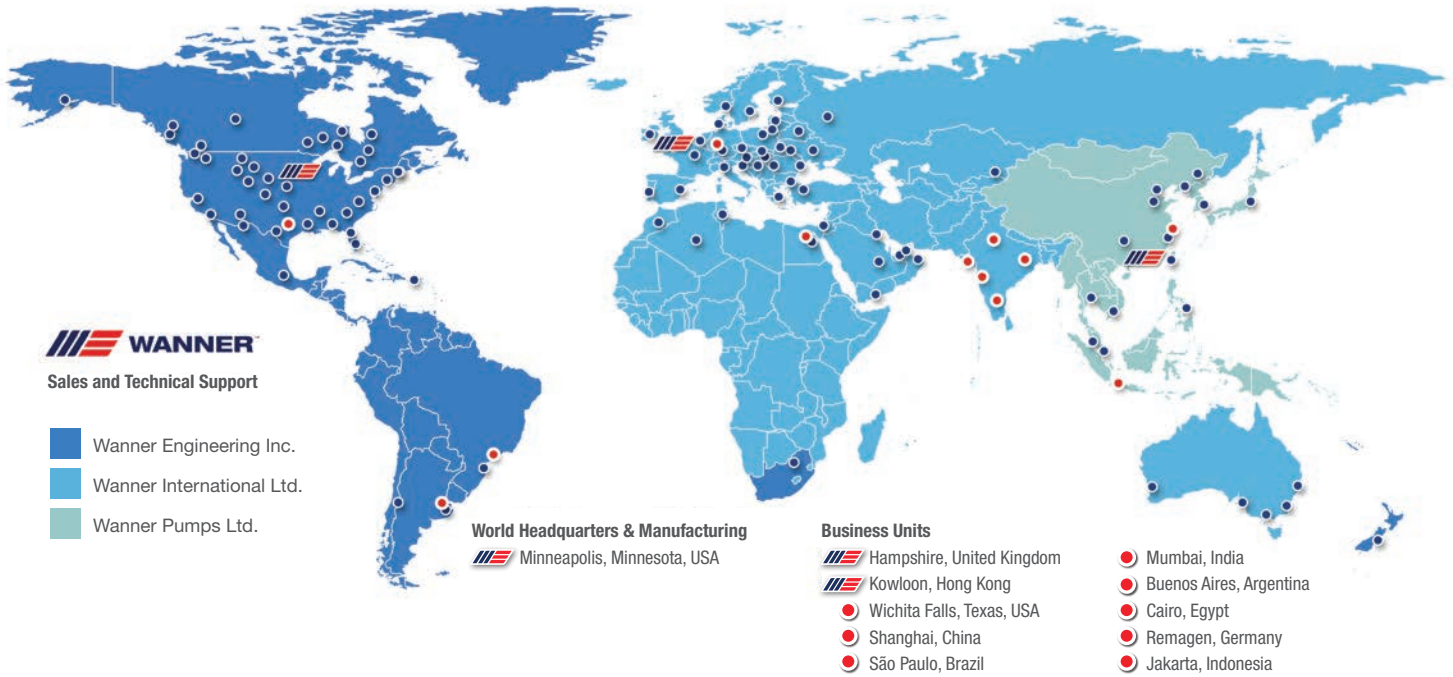
Digit	Order Code	Description
1-4	<b>P400</b>	<b>Pump Configuration</b> For all P400 Pumps (Kel-Cell) with Optimized Valve Plate
5	<b>N</b> <b>M</b> <b>X</b>	<b>Pump Version</b> NPT Ports or ANSI Flanges (NEMA motors only) BSPT Ports or ANSI Flanges (IEC motors only) ATEX BSPT Ports (IEC motors only)
6	<b>B</b> <b>C</b> <b>M</b> <b>P</b> <b>R</b> <b>S</b> <b>T</b>	<b>Pump Head / Retainer Material</b> Brass / Hastelloy C Cast Iron / Hastelloy C PVDF / PVDF Polypropylene / Polypropylene 316L Stainless Steel (ANSI flange class 150 x 600) / Hastelloy C 316L Stainless Steel (NPT or BSPT) / Hastelloy C Hastelloy CW12MW / Hastelloy C
7	<b>A</b> <b>E</b> <b>X</b> <b>J</b> <b>P</b> <b>T</b>	<b>Diaphragm &amp; O-ring Material / Oil<sup>▲</sup></b> Aflas / PTFE O-rings (Synthetic oil) EPDM (EPDM-compatible oil) FKM (Synthetic oil) PTFE (Food-contact oil) Neoprene (Standard oil) Buna-N (Standard oil)
8-9	<b>SS</b> <b>TT</b> <b>SC</b> <b>TC</b> <b>SD</b> <b>TD</b>	<b>Check Valve Material</b> <b>(Valve Spring / Valve Seat / Valve)</b> Elgiloy / 316L SST / Nitronic 50 Hastelloy C / Hastelloy C / Hastelloy C Elgiloy / Ceramic / Ceramic Hastelloy C / Ceramic / Ceramic Elgiloy / Tungsten Carbide / Tungsten Carbide Hastelloy C / Tungsten Carbide / Tungsten Carbide

<sup>▲</sup> See price list for different actuating oils available with these materials.

Digit	Order Code	Description
10-12	<b>060</b> <b>050</b> <b>040</b> <b>030</b> <b>025</b> <b>020</b> <b>015</b> <b>010</b> <b>007</b> <b>A07</b> <b>005</b> <b>A05</b>	<b>Gearbox Ratio / NEMA Motors</b> 60:1 (56C Motor Frame) 50:1 (56C Motor Frame) 40:1 (56C Motor Frame) 30:1 (56C Motor Frame) 25:1 (56C Motor Frame) 20:1 (56C Motor Frame) 15:1 (56C Motor Frame) 10:1 (56C Motor Frame) 7.5:1 (56C Motor Frame) 7.5:1 (143/145TC Motor Frame) 5:1 (56C Motor Frame) 5:1 (143/145TC Motor Frame)
10-12	<b>060</b> <b>060</b> <b>050</b> <b>040</b> <b>A30</b> <b>A25</b> <b>A20</b> <b>A15</b> <b>A10</b> <b>B10</b> <b>C10</b> <b>A07</b> <b>B07</b> <b>C07</b> <b>B05</b> <b>C05</b>	<b>Gearbox Ratio / IEC Motors</b> 60:1 (63 B5 Motor Frame) 60:1 (63 B5 Motor Frame) 50:1 (63 B5 Motor Frame) 40:1 (63 B5 Motor Frame) 30:1 (71 B5 Motor Frame) 25:1 (71 B5 Motor Frame) 20:1 (71 B5 Motor Frame) 15:1 (71 B5 Motor Frame) 10:1 (71 B5 Motor Frame) 10:1 (80 B5 Motor Frame) 10:1 (90 B5 Motor Frame) 7.5:1 (71 B5 Motor Frame) 7.5:1 (80 B5 Motor Frame) 7.5:1 (90 B5 Motor Frame) 5:1 (80 B5 Motor Frame) 5:1 (90 B5 Motor Frame)
13	<b>C</b> <b>S</b>	<b>Base Plate</b> Carbon Steel (Epoxy painted) 304 Stainless Steel



**Partners in over 70 countries**



**Wanner worldwide**

GLOBAL SALES & TECHNICAL SUPPORT

**WANNER ENGINEERING, INC.™**

WORLD HEADQUARTERS & MANUFACTURING

Minneapolis, Minnesota USA  
t: 612-332-5681  
e: sales@wannereng.com  
Hydra-Cell.com

**REGIONAL OFFICE**

Wichita Falls, Texas USA  
t: 940-322-7111  
e: sales@wannereng.com

**LATIN AMERICAN OFFICE**

São Paulo, Brazil  
t: +55 (11) 99582-1969  
e: mmagoni@wannereng.com  
Hydra-Cell-Pumps.com.br

**WANNER INTERNATIONAL, LTD.™**

UNITED KINGDOM

8 & 9 Fleet Business Park  
Sandy Lane • Church Crookham  
Hampshire UK GU52 8BF

t: +44 (0) 1252 816847  
e: support@wannerint.com  
Hydra-Cell.co.uk

**WANNER PUMPS, LTD.™**

Kowloon, HONG KONG

t: +852 3428 6534  
e: sales@wannerpumps.com  
WannerPumps.com

Shanghai, CHINA

t: +86-21-6876 3700  
e: sales@wannerpumps.com  
WannerPumps.com

