


T100 Series High Pressure

Maximum Flow Rate: 26 gpm (98.4 l/min) 89l BPD
Maximum Pressure: 5000 psi (345 bar)

Hydra-Cell[®]
Seal-less Pumps



T100 Series high-pressure model with Nickel Aluminum Bronze pump head

**Available
to Meet
API 674!**

- Seal-less design eliminates leaks, hazards and the expense associated with seals and packing
- Low NPSH requirements allow for operation with a vacuum condition on the suction - positive suction pressure is not necessary
- Can operate with a closed or blocked suction line and run dry indefinitely without damage, eliminating downtime and repair costs
- Unique diaphragm design handles more abrasives with less wear than gear, screw or plunger pumps
- Hydraulically balanced diaphragms to handle high pressures with low stress
- Lower energy costs than centrifugal pumps
- Rugged construction for long life with minimal maintenance
- Compact design and double-ended shaft provide a variety of installation options


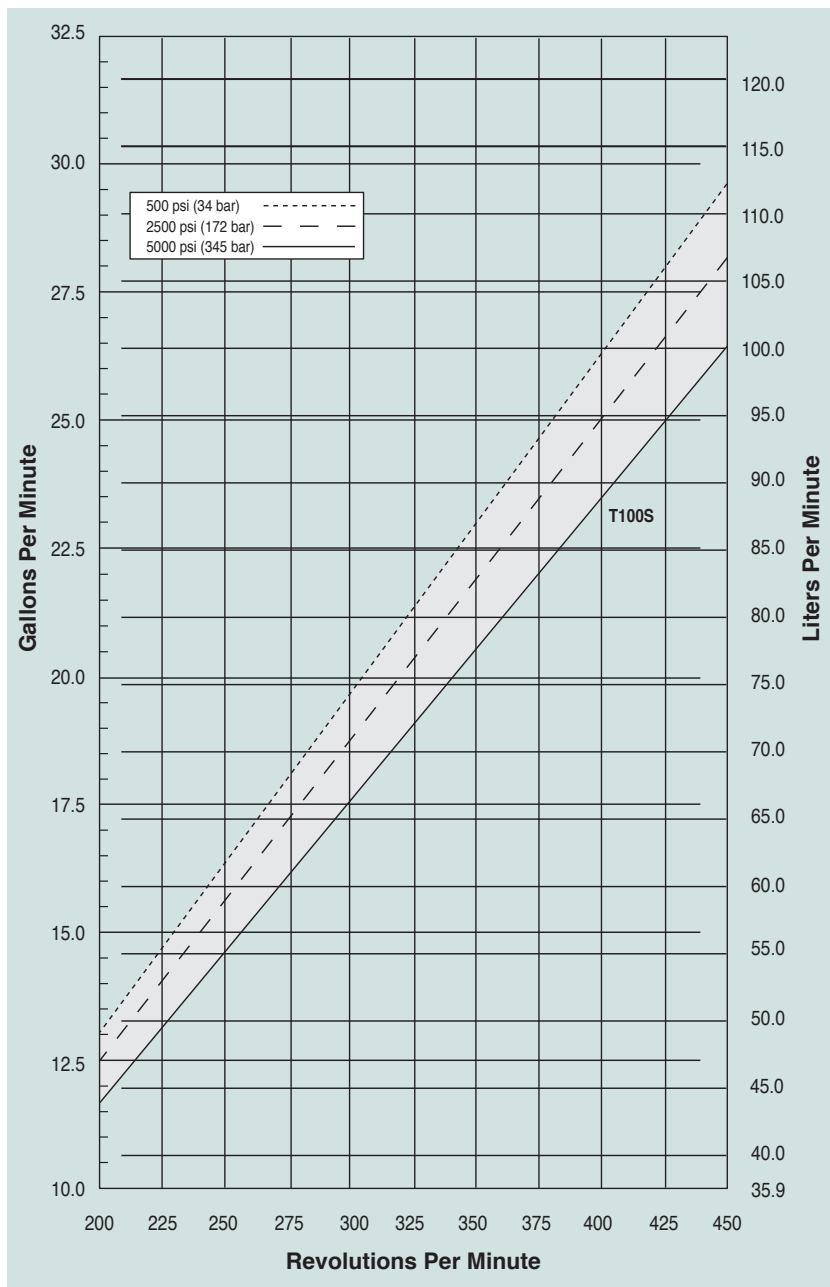
T100 Series High Pressure Performance

Capacities

Model	Max. Input rpm	Plunger Dia.		Max. Flow Capacities			Max. Pressure Ratings Discharge		Max. Pressure Ratings Inlet	
		Inches	mm	gpm	l/min	BPD	psi	bar	psi	bar
T100S	450	1.375	35	26.0	98.4	891	5000	345	500	34

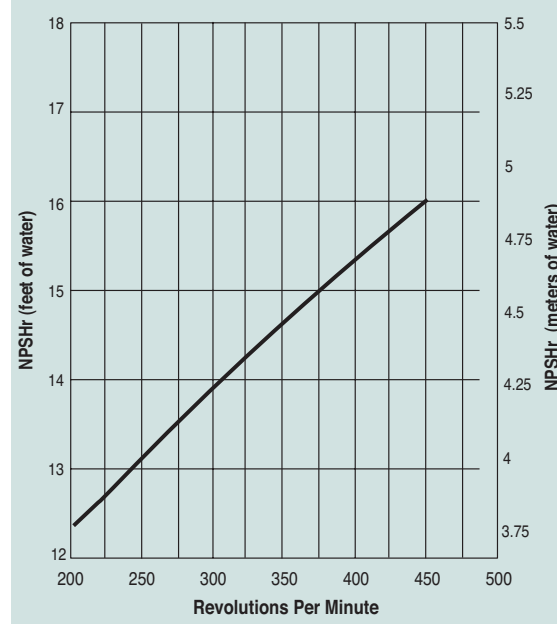
Consult factory when operating below 45 rpm.

Maximum Flow at Designated Pressure



T100 Series pumps feature the Hydra-Cell seal-less design, eliminating clean-up costs from leaking seals or packing and protecting operators from dangerous fluids such as those containing hydrogen sulfide.

Net Positive Suction Head (NPSHr)



Due to Wanner Engineering continuous improvement practices, performance data and specifications may change without notice.

T100 Series High Pressure Specifications

Flow Capacities

Model	Pressure psi (bar)	rpm	gpm	l/min	BPD
T100S	5000 (345)	450	26.0	98.4	891

Delivery

Pressure psi (bar)	gal/rev	liters/rev
500 (34)	0.066	0.249
2500 (172)	0.063	0.237
5000 (345)	0.059	0.222

rpm

Maximum:	450
Maximum API 674:	375
Minimum:	45 (Consult factory for speeds less than 45 rpm.)

Maximum Discharge Pressure

Metallic Heads:	5000 psi (345 bar)
-----------------	--------------------

Maximum Inlet Pressure	500 psi (34 bar)
-------------------------------	------------------

Operating Temperature

Maximum:	180 °F (82.2 °C)
Minimum:	40 °F (4.4 °C)
Consult factory for temperatures outside this range.	

Maximum Solids Size	800 microns
----------------------------	-------------

Input Shaft	Left or Right Side
--------------------	--------------------

Inlet Ports	2 inch Class 300 FF ANSI Flange
--------------------	---------------------------------

Discharge Ports	1-1/4 inch Class 2500 RTJ ANSI Flange
------------------------	---------------------------------------

Plunger Stroke Length	3.5 Inches (88.9 mm)
------------------------------	----------------------

Shaft Diameter	3 inch (76.2 mm)
-----------------------	------------------

Shaft Rotation	Uni-directional (See rotation arrow.)
-----------------------	---------------------------------------

Oil Capacity	18 US quarts (17 liters) - blank back cover
	20.5 US quarts (19.4 liters) - oil level back cover
	See page 5 for oil selection and specification.

Weight

Metallic Heads:	1100 lbs. (499 kg)
-----------------	--------------------

Fluid End Materials

Manifold:	Nickel Aluminum Bronze (NAB) 316L Stainless Steel
Diaphragm/Elastomers:	FKM Buna-N Aflas EPDM
Diaphragm Follower Screw:	316 Stainless Steel
Valve Spring Retainer:	17-7 Stainless Steel PVDF 316 SST Hastelloy C
Check Valve Spring:	Elgiloy Hastelloy C
Valve Disc/Seat:	Tungsten Carbide 17-4 PH Stainless Steel Nitronic 50 Hastelloy C
Outlet Valve Retainer:	316 Stainless Steel
Plug-Outlet Valve Port:	316 Stainless Steel
Inlet Valve Retainer:	316 Stainless Steel

Power End Materials

Crankshaft:	Forged Q&T Alloy Steel
Connecting Rods:	Ductile Iron
Crossheads:	12L14 Steel
Crankcase:	Ductile Iron
Bearings:	Spherical Roller (crankshaft main) Steel Backed Babbitt (crankpin) Bronze (wristpin)

Calculating Required Horsepower (kW)*

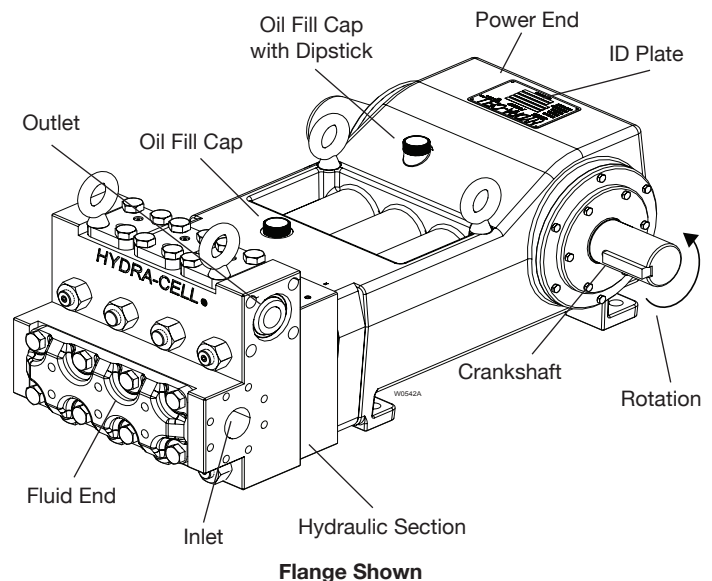
$$\frac{\text{gpm} \times \text{psi}}{1,460} = \text{electric motor hp}^*$$

$$\frac{\text{lpm} \times \text{bar}}{511} = \text{electric motor kW}^*$$

* hp (kW) is required application power.

Attention!

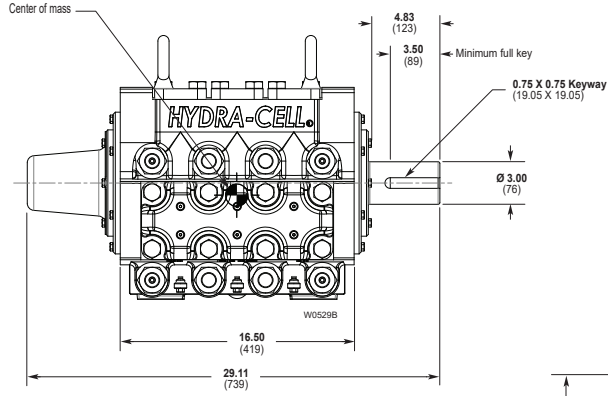
When sizing motors with variable speed drives (VFD): It is very important to select a motor and a VFD rated for constant torque inverter duty service and that the motor is rated to meet the torque requirements of the pump throughout desired speed range.



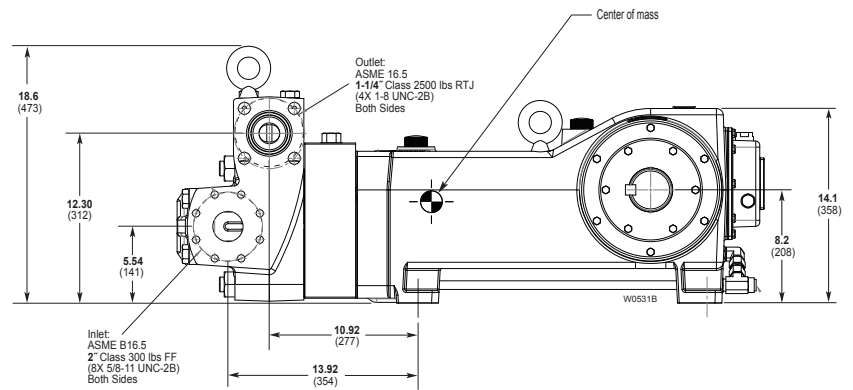
T100 Series High Pressure Drawings

Threaded Version Inches (mm)

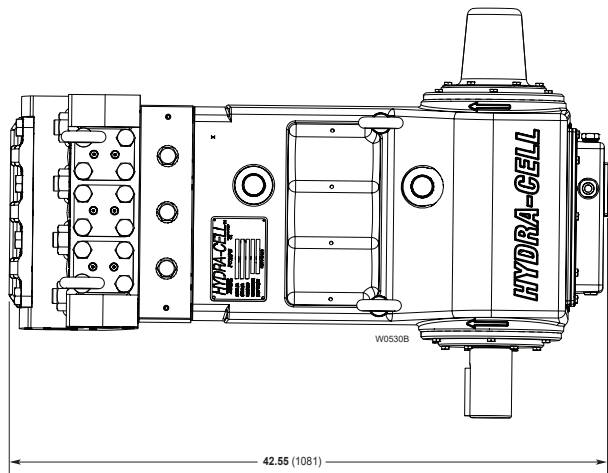
Front View



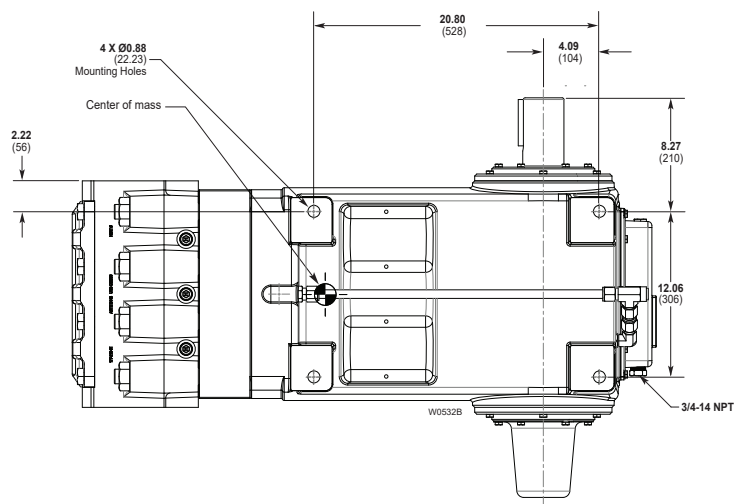
Side View



Top View



Bottom View



Note: Representative drawings only. Contact factory for additional drawings of specific models and configurations.

T100 Series High Pressure **How to Order**

Ordering Information

1	2	3	4	5	6	7	8	9	10	11	12	13	14
T	1	0	0	S	R								

A complete T100 Series High Pressure Model Number contains 14 digits including 8 customer-specified design and materials options, for example: T100SRDTHFEPAX.

High Pressure

Digit	Order Code	Description
1-4		Pump Configuration
	T100	Shaft-driven
5		Performance
	S	Max. 26.0 gpm (98.4 l/min) 891 BPD @ 5000 psi (345 bar)
6		Pump Head Version
	R	ANSI Flange Ports (FF on Inlet / RTJ on Discharge)
7		Pump Head Material
	D	Nickel Aluminum Bronze (NAB)
	S	316L Stainless Steel
8		Diaphragm & O-ring Material
	A	Aflas
	E	EPDM (requires EPDM-compatible oil - Digit 13 oil code D)
	G	FKM
	T	Buna-N
9		Valve Seat Material
	D	Tungsten Carbide*
	H	17-4 Stainless Steel
	N	Nitronic 50
	T	Hastelloy C
10		Valve Material
	D	Tungsten Carbide*
	F	17-4 Stainless Steel
	N	Nitronic 50
	T	Hastelloy C
11		Valve Springs
	E	Elgiloy
	T	Hastelloy C

*Tungsten Carbide valve seat and disc are a matched set and must be purchased together.

Digit	Order Code	Description
12		Valve Spring Retainers
	H	17-7 Stainless Steel
	M	PVDF
	P	Polypropylene
	S	316 SST
	T	Hastelloy C
13		Hydra-Oil
	A	10W30 standard-duty oil
	B	40-wt.
	D	EPDM-compatible oil
	E	Food-contact oil
	H	15W50 high-temp severe-duty synthetic oil
14		Oil Level Monitor Cover
	C	Float switch, normally closed
	O	Float switch, normally open
	S	Float switch, Class I, Div. 1, Groups C & D, normally closed
	T	Float switch, Class I, Div. 1, Groups C & D, normally open
	W	Float switch, ATEX/IECEX, 4-20 mA analog output
	X	Float switch, ATEX/IECEX, discrete output, normally-closed
	Y	No switch, flat cover

Note: The Oil Level Monitor Cover is an assembly that replaces the previous back cover on T100 Series pumps. It contains a float switch assembly that can trigger an alarm or shutdown when pre-defined levels of high or low oil are reached. It may also be ordered without a float switch cover.

Hydra-Cell®

Seal-less Pumps

Wanner Engineering, Inc.

World Headquarters & Manufacturing

Wanner Engineering, Inc.
1204 Chestnut Avenue
Minneapolis, MN 55403 USA
Phone: 612-332-5681 • Fax: 612-332-6937
Toll-Free Fax (USA): 800-332-6812
Email: sales@wannereng.com
www.Hydra-Cell.com

Regional Office

207 US Highway 281
Wichita Falls, TX 76310 USA
Phone: 940-322-7111
Toll-Free: 800-234-1384
Email: sales@wannereng.com
www.Hydra-Cell.com

Latin American Office

R. Álvaro Anes, 150 Bairro Campestre
Santo André/São Paulo, Brazil - CEP 09070-030
Phone: +55 (11) 4081-7098
Email: mmagoni@wannereng.com
www.Hydra-Cell.com

Wanner International Ltd.

Wanner International, Ltd.
Hampshire - United Kingdom
Phone: +44 (0) 1252 816847
Email: sales@wannerint.com
www.Hydra-Cell.eu

Wanner Pumps Ltd.

Wanner Pumps, Ltd.
Kowloon - Hong Kong
Phone: +852 3428 6534
Email: sales@wannerpumps.com
www.WannerPumps.com

Shanghai - China

Phone: +86-21-6876 3700
Email: sales@wannerpumps.com
www.WannerPumps.com

